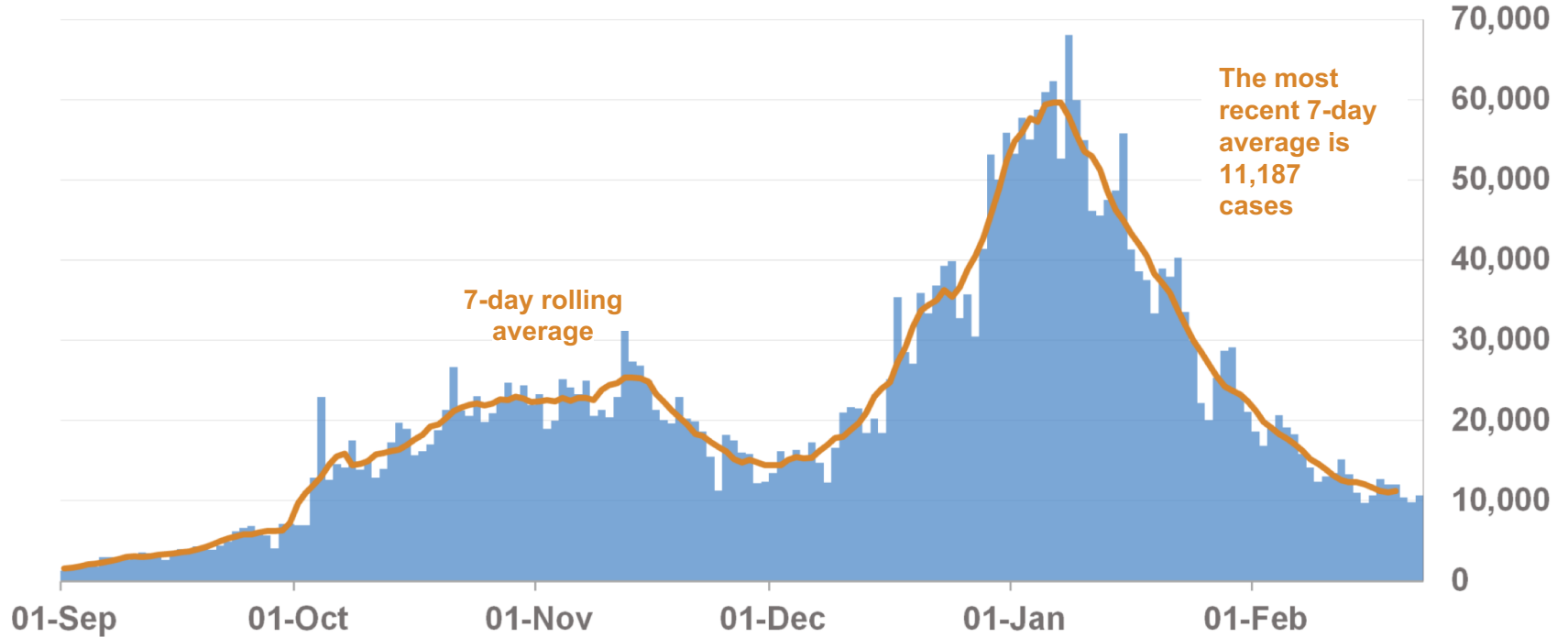


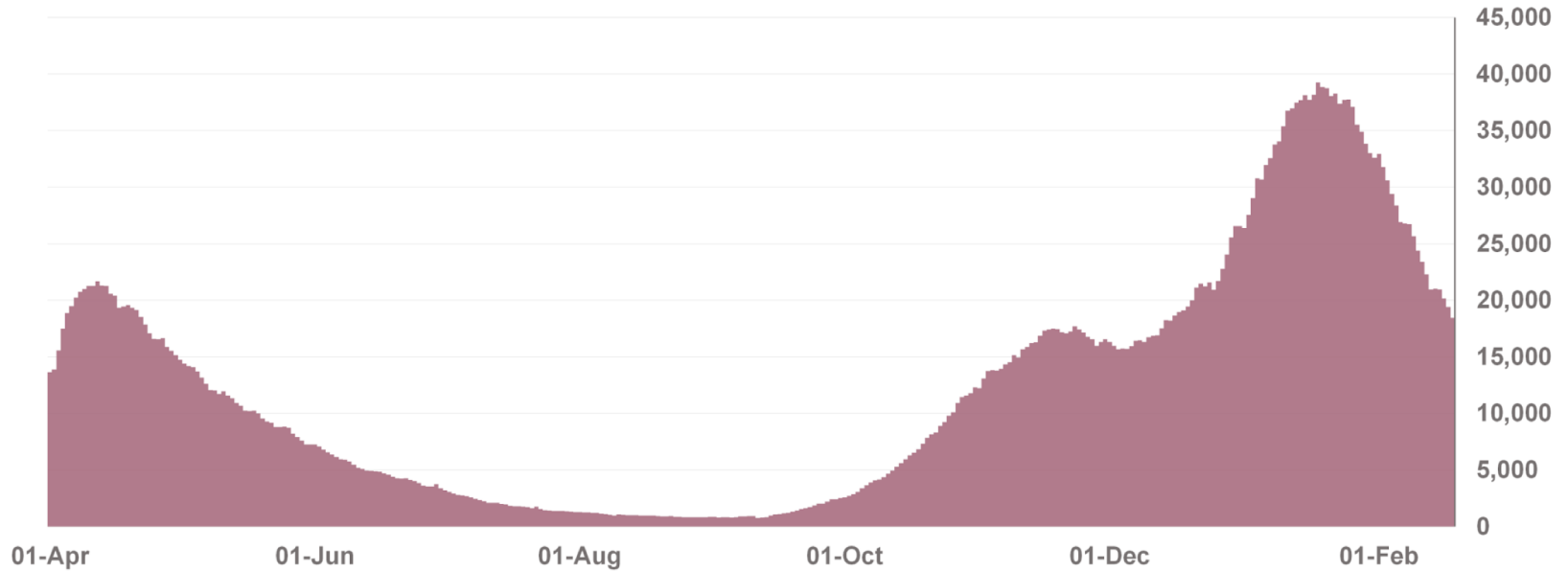
The number of people testing positive for COVID-19 in the UK

Number of cases each day, by date reported, up to 22 Feb



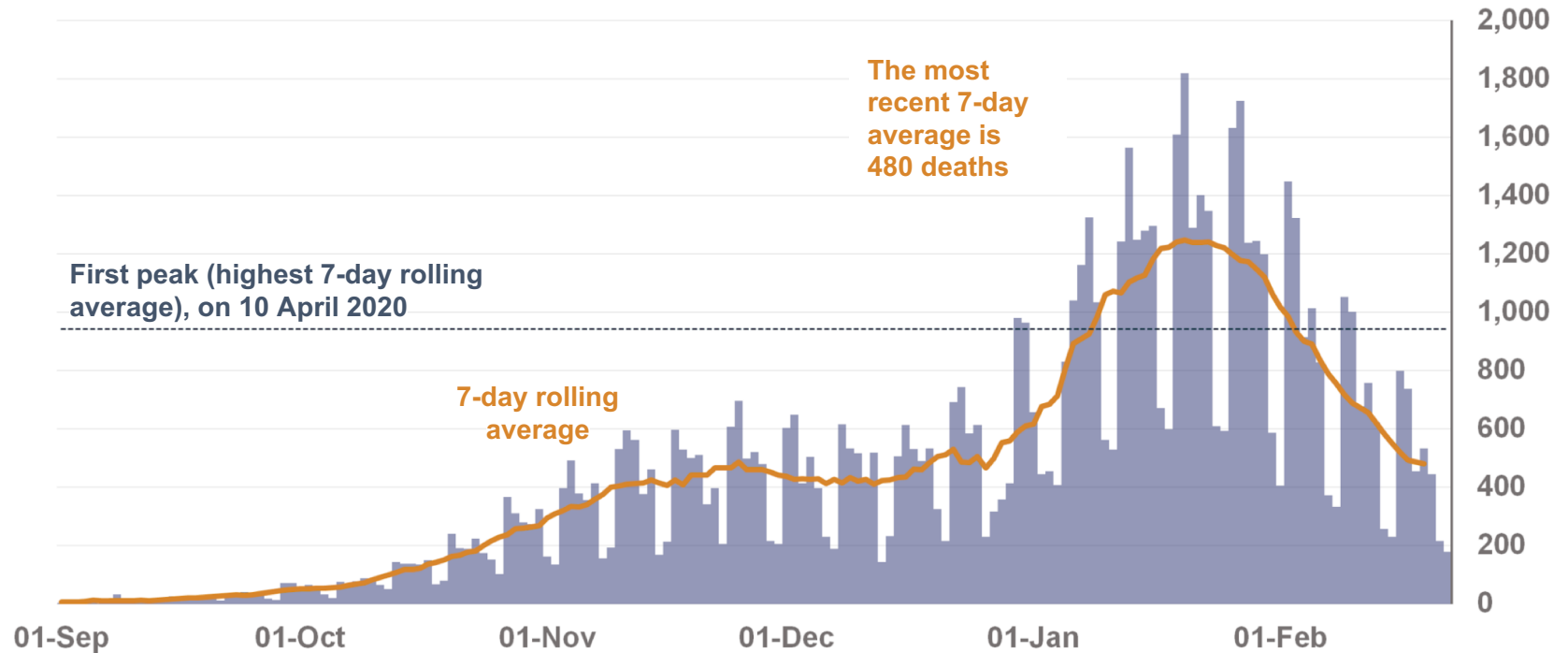
The number of people in hospital with COVID-19 in the UK

Number of people in hospital each day, up to 18 Feb



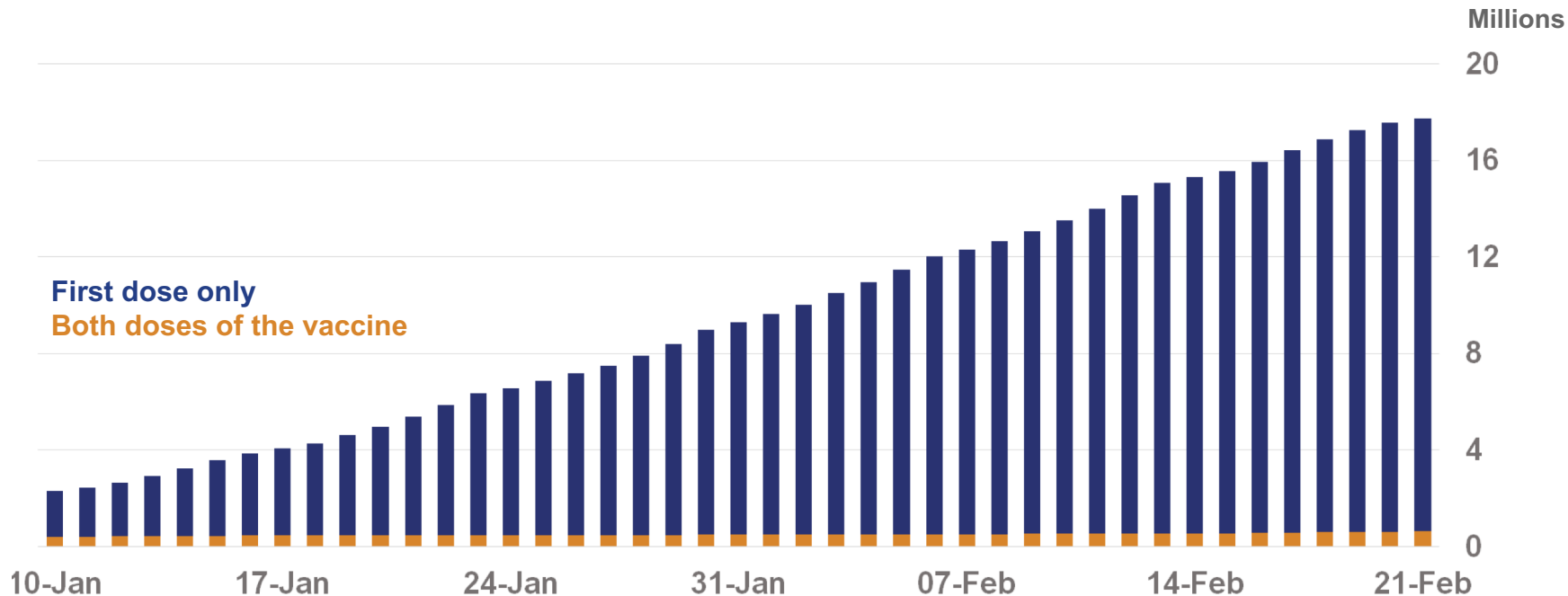
The number of deaths of people who had a positive test result for COVID-19 in the UK

Number of deaths each day, by date reported, up to 22 Feb

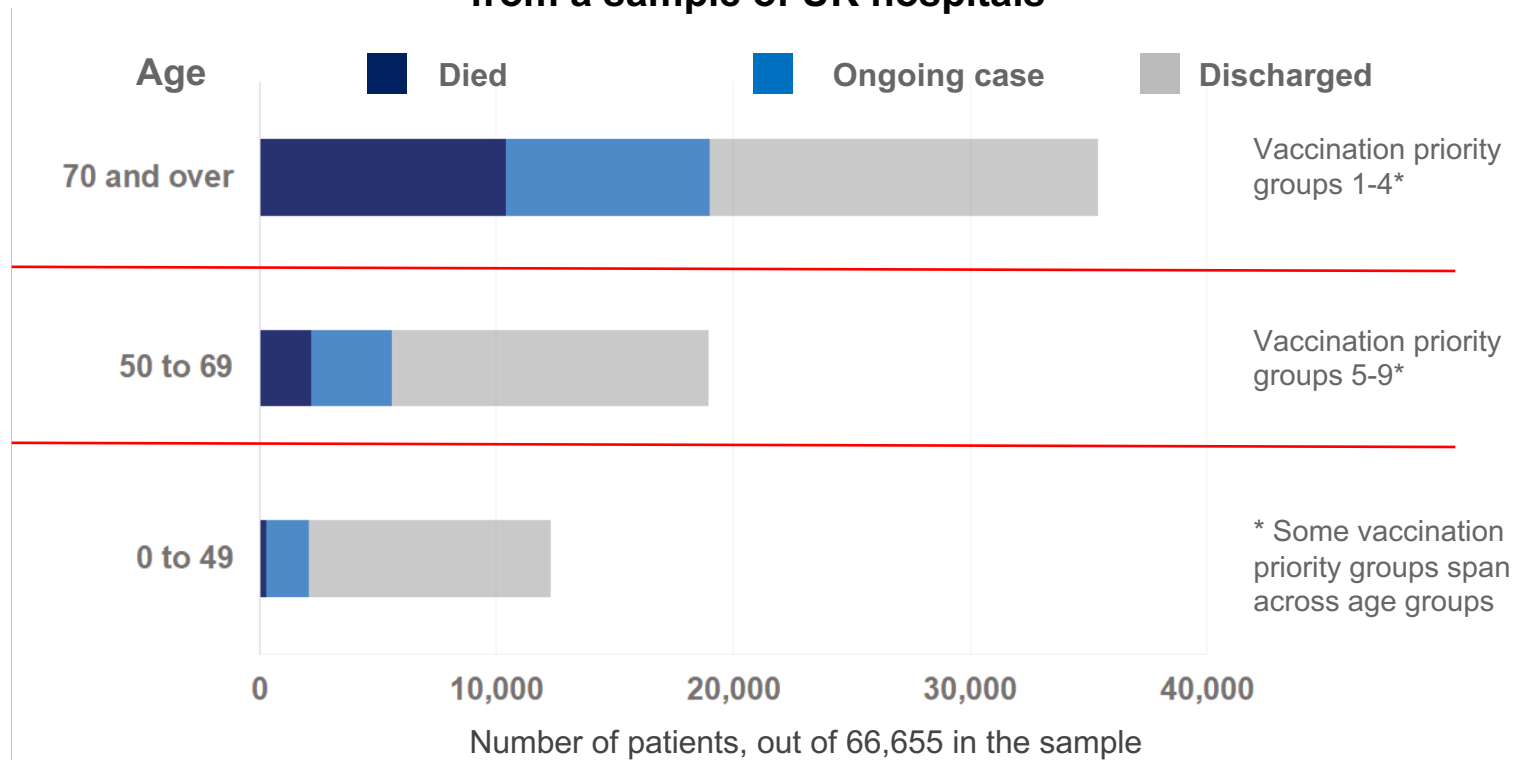


The number of people who have received a vaccination for COVID-19 in the UK

Cumulative number of people who have received a COVID-19 vaccination, by date reported, up to 21 Feb



Outcome of hospital patients with COVID-19 28 days after admission, from a sample of UK hospitals



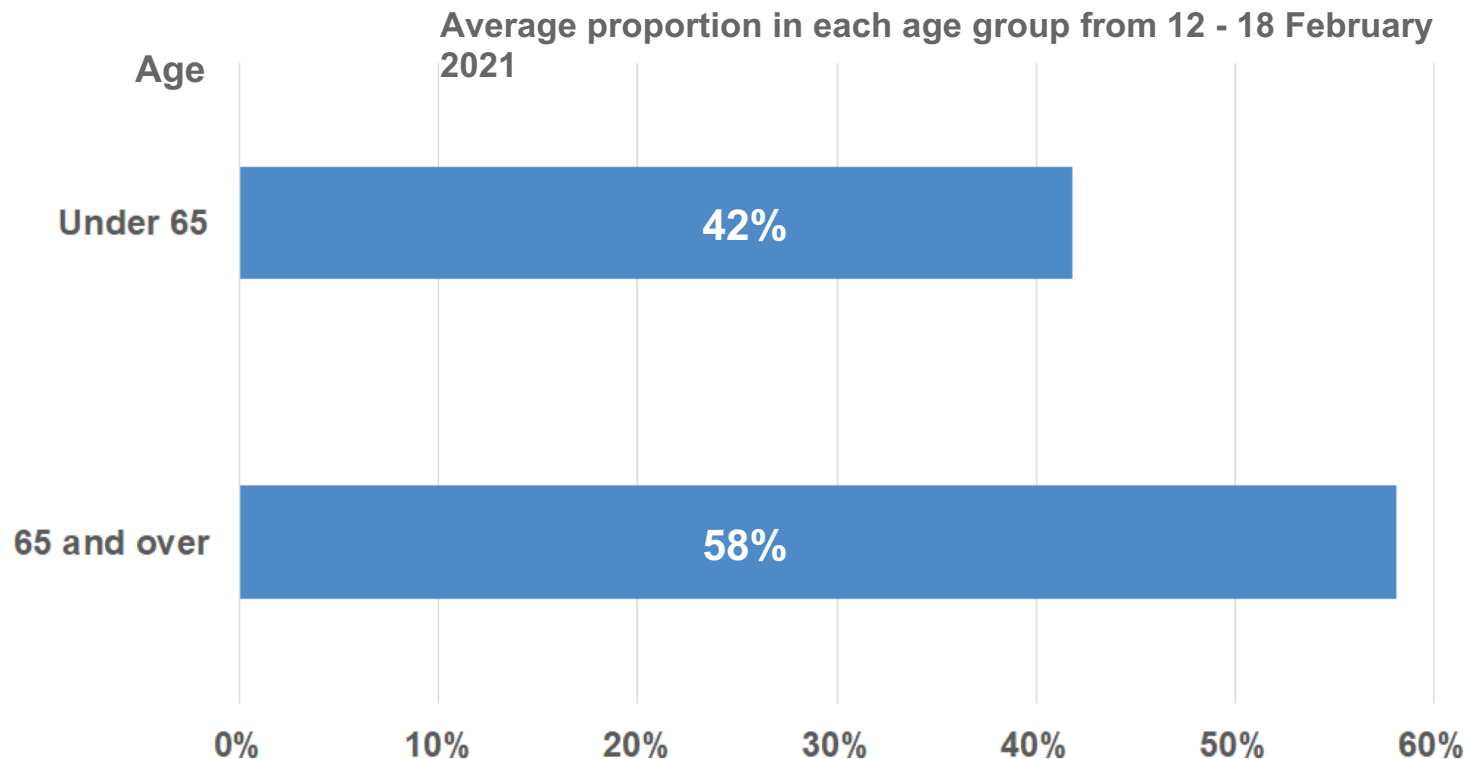
Source: COVID-19 Clinical Information Network

Further details on data sources can be found here:

<https://www.gov.uk/government/collections/slides-and-datasets-to-accompany-coronavirus-press-conferences>

More information about the vaccination priority groups can be found here: <https://www.gov.uk/government/publications/covid-19-vaccination-care-home-and-healthcare-settings-posters/covid-19-vaccination-first-phase-priority-groups>

The proportion of people admitted to hospital with COVID-19 by age, England



Statistical notes

Number of daily cases, UK:

Number of individuals who have had at least one positive COVID-19 test result (either lab-reported or lateral flow device), by date reported (the date the case was first included in the published totals). COVID-19 cases are identified by taking specimens from people and testing them for the presence of the SARS-CoV-2 virus. If the test is positive, this is referred to as a case. If a person has had more than one positive test they are only counted as one case. Cases data includes all positive virus test results, even if they are not confirmed by a lab. For example, positive test results from swab tests performed using a lateral flow device, which do not need to go to a lab, contribute towards the cases total.

Patients in hospital with COVID-19, UK:

Total number of people in hospital with COVID-19 in the UK. Definitions are not always consistent between the four nations. England data now covers all Acute Trusts, Mental Health Trusts and the Independent Sector and are reported daily by trusts to NHS England and NHS Improvement. Welsh data include confirmed COVID-19 patients in acute hospitals only, including those recovering.

COVID-19 daily deaths within 28 days of a positive test, UK:

Number of deaths of people who had a positive test result for COVID-19 and died within 28 days of the first positive test. Data from the four nations are not directly comparable as methodologies and inclusion criteria vary. The 7-day rolling mean average of daily deaths is plotted on the chart on the middle day of each seven day period. Data presented is by date reported rather than date of death or registered. The highest rolling average of the first peak was 942, reported on 10 April 2020.

Number of people who have received a vaccination for COVID-19, UK:

Number of people who have received a first dose or both a first and a second dose of a vaccination for COVID-19, by day on which the vaccine was reported. Data are reported daily, and include all vaccination events that are entered on the relevant system at the time of extract. This includes reported vaccines that were administered up to and including the date shown.

England data includes vaccinations reported in the National Immunisation Management Service which is the system of record for the vaccination programme in England, including both hospital hubs and local vaccination services. Data are extracted at midnight on the date of report. Welsh data includes vaccinations reported in the Welsh Immunisation System. Data is extracted at 10pm on the date of report. No data was reported for 15 and 16 January 2021. The newly reported number for 17 January 2021 includes vaccinations reported on 15 to 17 January 2021. Scottish data includes vaccinations reported in the Vaccination Management Tool. Data is extracted at 8:30am on the day following the date of report. No data was reported for 15 and 16 January 2021. The newly reported number for 17 January 2021 includes vaccinations reported on 15 to 17 January 2021. Northern Ireland data are extracted at the end of day of the date of report.

Statistical notes

Outcome of hospital patients with COVID-19 28 days after admission, from a sample of UK hospitals

Age and status at day 28 after admission for hospital in-patients with proven COVID-19 infection. Includes patients admitted after 1 August 2020. Only patients with known status 28 days after admission are included (85.7%). A significant proportion of in-hospital deaths occur more than 28 days after admission. Source: data provided by the COVID-19 Clinical Information Network (CO-CIN) from a large sample of 66,655 hospitalised people across the UK. Data extracted 22 February 2021:

<https://isaric4c.net/reports/>.

Average proportion of people admitted to hospital with COVID-19 by age group, England:

Proportion of people in hospital with COVID-19 in England, by age group for the period 12 to 18 February. Data includes people admitted to hospital who tested positive for COVID-19 in the 14 days prior to admission, and those who tested positive in hospital after admission. Inpatients diagnosed with COVID-19 after admission are reported as being admitted on the day prior to their diagnosis.

Further information and data:

UK - [COVID-19 in the UK](#); for further information contact coronavirus-tracker@phe.gov.uk

Welsh Government - [NHS activity and capacity during the COVID-19 pandemic](#)

Scottish Government - [COVID-19 daily data for Scotland](#)

Northern Ireland - [COVID-19 statistics](#)